

# OERColorado

Hub Admin



# What is OERColorado? Who is ISKME?



At the **OERColorado Microsite** you can:

- search, save, share and create new open access educational resources.
- connect with fellow teachers, practitioners, and instructional designers from within your school, district, and state
- leverage professional learning communities and resources to guide you on your OER journey



## **Institute for the Study of Knowledge Management in Education**

ISKME's OER initiatives aim to grow a sustainable culture of sharing and continuous improvement among educators at all levels. OER Commons offers a comprehensive infrastructure for curriculum experts and instructors at all levels to identify high-quality OER and collaborate around their adaptation, evaluation, and use to address the needs of teachers and learners. Diving into OER Commons is an exciting opportunity to collaborate with other educators and learners, at the forefront of a new educational era.

# OERColorado Microsite Visitors vs. Members

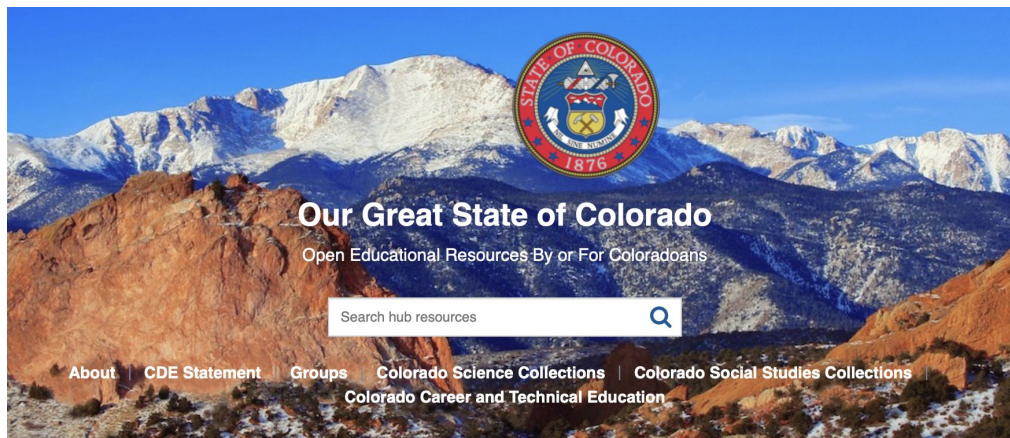
All resources are accessible to visitors without an account, but only Colorado educators can create accounts to be approved as members on the site.

Being an **approved member** means that they can add resources, create resources, make groups, leave comments, and more.

OER Colorado has many **trusted Colorado education entities** - including all public schools, Colorado regional boards of education, and sublists of other groups such as charter schools or dual credit initiatives.



# Purpose of a Hub - “Meta” Organization



**Searching Hub Resources only brings back results from OER in Collections placed on the Hub, not from the larger Microsite.**

If you want hub members to be able to search the Hub for a specific OER resource, it must be placed on the Hub.

## Hub Functions:

- Provide background information about a organization/theme
- Inform about events and announcements
- Organize collections of resources
- Organize related groups
- Display and organize multimedia resources
  - Microsite Super-Admin adds this feature
- Display curriculum
- Maintain OERColorado branding
- Produce Activity Reports of Hub members and resource engagement

# Structure of a Hub

A Hub is built by a Microsite Super-Administrator who determines how many and which sections are in the “architecture” of the Hub. After the basic structure is built, the Hub Admin can then customize sections and groups and manage the Hub.

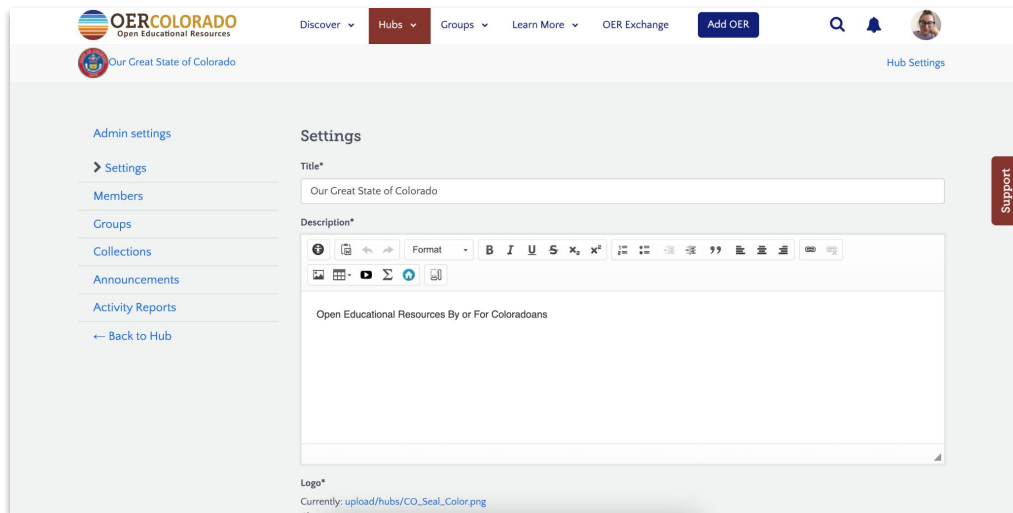


# Customizing a Hub

A Hub shell will be created for you by a Microsite Super-Administrator.

Hub Admins can customize Hubs by:

- Adding and administering groups
- Adding collections
  - Microsite Super-Admins create new collections
- Planning announcements and events
- Preparing any media for slideshows (be sure to include captions, Alt text)



## **NOTE: Admin Settings requires separate training**

While Hub Admins have access to the “back end” through the “Admin Settings” link, please request training from your Super-Admin before making changes on that page.

# Managing a Hub

## Managing a Hub includes:

- Supporting Membership
  - Users are automatically added as Hub members if their group is on the Hub
- Accessing Hub Analytics reports
- Keeping collections current
  - Add, remove, suggest new
- Collaborating with your organization and the Microsite Super-Admin

The screenshot shows the OERColorado Hub interface. The top navigation bar includes links for Discover, Hubs, Groups, Learn More, OER Exchange, and an Add OER button. The main content area is titled 'Hub Details Our Great State of Colorado'. It features a sidebar with navigation options: Admin settings, Settings, Members, Groups, Collections, Announcements, and Activity Reports (with an Overview sub-option). The main content area includes a Date Range selector (06/25/2023 to 07/25/2023), filters for User, User type, and Group, and an Overview table. The Overview table shows metrics for Shared, Saved, Downloaded, Aligned, Evaluated, Submitted, Authored, and Remixed, all with a value of 0. A 'Support' button is visible on the right side of the interface.

Shared	Saved	Downloaded	Aligned	Evaluated	Submitted	Authored	Remixed
0	0	0	0	0	0	0	0



# Need additional help?

**Step 1:** Click the “Support” button on the *OER Colorado* home page and a pop-up will appear.

**Step 3:** Complete and submit the Help & Support pop-up form.

**Step 2:** Explore the Help Articles.

Click “Support”

Discover ▾ Hubs ▾ Groups ▾ Learn More ▾ OER Exchange

## Help & Support

Search Articles 🔍


✕

✉ Your Email \*

🔍 Subject \*

**B** *I* U ☰ ☷ ⚡ ⚡ ⌨

Select an Issue \* ...

☐ I'm not a robot  reCAPTCHA  
Deliver Us From Evil

[Help Desk Software](#) by Freshdesk Support Desk  
[Privacy Policy](#)

Send Feedback

Colorado's microsite for Open Educational Resources, where PK-12 educators are empowered to use openly licensed digital resources.

What are you looking for? 🔍

Subject ▾ Education Level ▾ Standard ▾

Search

Fine tune your search with our [advanced search](#).